



Republic of the Philippines
Department of Education
REGION VII – CENTRAL VISAYAS
SCHOOLS DIVISION OF NEGROS ORIENTAL

Office of the Schools Division Superintendent

14 FEB 2022

DIVISION MEMORANDUM

No. **98**, s. 2022

IMPORTANT REMINDERS ON APPLICATION FOR PNPKI DIGITAL CERTIFICATES

To: Assistant Schools Division Superintendents
Chiefs, CID and SGOD
Education Program Supervisors
Public Schools District Supervisors/ DICs
Elementary and Secondary School Heads
Division ICT/PNPKI Core Team
District ICT Coordinators
All Others Concerned

1. This refers to the letter from the Department of Information and Communications Technology (DICT) dated January 18, 2022 regarding the implementation of the Philippines National Public Key Infrastructure (PNPKI) digital certificate for use of the Electoral Boards in the National and Local Elections (NLE) 2022.
2. To avoid issues on limited processing time for bulk support requests as well as to ensure smooth operations, the Office of the Undersecretary for Administration (OUA) disseminates the following reminders of the DICT to PNPKI applicants:
 - a. Always check your email inbox (including spam folder) for the PNPKI email notification. Refer to the email accounts that were used in your PNPKI application.
 - b. Once the email notification is received, use the log-in credentials to access the PNPKI Self Service Portal and request the digital certificate (p12 file). Refer to this link for the complete manual: <https://bit.ly/sdonegorPNPKImanual>.



Address: Kagawasan Avenue, Capitol Area, Daro, Dumaguete City

Telephone Nos.: (035)225-2838 / 225-2376 / 422-7644

Email Address: negros.oriental@deped.gov.ph

- c. After downloading the P12 file, ensure to keep this file in a secure location.
3. The members of SDO NEGOR ICT/ PNPKI Core Team and District ICT Coordinators are tasked to virtually disseminate these reminders to the School ICT Coordinators in their respective districts immediately.
4. For more information, refer to the attached copy of the letter and OUA Memorandum No. 00-0122-0082 titled PNPKI Status Update as of January 19, 2022.
5. Immediate dissemination and compliance with this Memorandum is enjoined

Apparley

SENEN PRISCILLO P. PAULIN, CESO V
Schools Division Superintendent

2/11/2022

SPP/OSDS-ICT/RVG/gao

16

#16
D: 26.01.2022



QUAD00-0122-00 30
To authenticate this document,
please scan the QR Code.

Republika ng Pilipinas
Kagawaran ng Edukasyon
Tanggapan ng Pangalawang Kalihim

OUA MEMO 00-0122-0130
MEMORANDUM
25 January 2022

For: **Regional Directors**
Schools Division Superintendents
School Heads
Teachers
All Others Concerned

Subject: **IMPORTANT REMINDERS ON APPLICATIONS FOR**
PNPKI DIGITAL CERTIFICATES

This refers to the letter from the Department of Information and Communications Technology (DICT) dated 18 January 2022 regarding the implementation of the Philippine National Public Key Infrastructure (PNPKI) digital certificate for use of the Electoral Boards in the National and Local Elections (NLE) 2022.

While PNPKI Support Teams are currently able to address concerns related to the application process (i.e., applicants needing to correct their personal information, change or recover passwords, etc.), they may get overwhelmed once they receive bulk support requests in short notice. With this, they might not be able to provide assistance on time or before NLE 2022.

To avoid this and other issues as well as to ensure smooth operations, the Office of the Undersecretary for Administration (OUA) disseminates the following reminders of the DICT to PNPKI applicants:

1. Always check your email inbox (including spam folder) for the PNPKI email notification. Please refer to the email accounts that were used in your PNPKI application.
2. Once the email notification is received, use the log-in credentials to access the PNPKI Self-Service Portal and request the digital certificate (p12 file). Please refer to this link for the complete manual: <https://dict.gov.ph/wp-content/uploads/2021/11/How-to-request-and-download-your-PNPKI-certificates-1.pdf>



Office of the Undersecretary for Administration (OUA)

[Administrative Service (AS), Information and Communications Technology Service, Disaster Risk Reduction and Management Service (DRRMS), Bureau of Learner Support Services (BLSS), Baguio Teachers Camp (BTC), Central Security & Safety Office (CSSO)]

Department of Education, Central Office, Meralco Avenue, Pasig City
Rm 519, Mabini Bldg; Mobile: +639260320762; Tel: (+632) 86337203, (+632) 86376207
Email: usec.admin@deped.gov.ph; Facebook/Twitter @depedtayo



Scan this QR Code to view
Videos and Magazines
of Major Programs



3. After downloading the p12 file, ensure to keep this file in a secure location.

For more information, kindly refer to the attached copy of the letter and OUA Memorandum No. 00-0122-0082 titled *PNPKI Status Update as of 19 January 2022*.

For questions and concerns, kindly contact Ms. Niña Rica Bernas (PNPKI) at support.pnpki@deped.gov.ph and Mr. Winifredo Valdez (DLMS) at support.usdlms@deped.gov.ph. Both personnel may be reached through email or Microsoft Teams.

For information and guidance.


ALAIN DEL B. PASCUA
Undersecretary



OUAD00-0122-00 30
To authenticate this document,
please scan the QR Code.



QUAD00-0122-00 82
To authenticate this document,
please scan the QR Code.



Republika ng Pilipinas
Kagawaran ng Edukasyon
Tanggapan ng Pangalawang Kalihim

OUA MEMO 00-0122-0082
MEMORANDUM
19 January 2022

**For: Regional Directors and BARMM Education Minister
All Regional PNPKI Focal Persons and Members
All Others Concerned**

Subject: PNPKI STATUS UPDATE AS OF 19 JANUARY 2022

The Office of the Undersecretary for Administration (OUA), through the Information and Communications Technology Service (ICTS), releases this update on the status of the Department of Education's (DepEd) applications for the Philippine National Public Key Infrastructure (PNPKI) Digital Certificates.

Based on the statistics available in the DepEd Learning Management System (DLMS) as of 19 January 2022, about 681,283 DepEd teachers and personnel have already submitted their applications.

This represents 68% of DepEd personnel compared to the number of plantilla positions. 84% of this information (574,667 personnel) has been validated by their human resources (HR) units and can be transmitted to PNPKI Cluster Offices immediately.

Details of the information listed below can be viewed in **Annex A**:

1. Total number of DepEd field personnel who submitted their applications
2. Total number of DepEd field personnel who submitted their applications through the DLMS against the total number of positions
3. Total number of applications that need validation against the total number of positions
4. Total number of applications validated by HR units against the total number of positions
5. Ranking of School Division Offices' (SDOs) submissions validated by HR Units (highest to lowest number of submissions)
6. Number of Central Office personnel who submitted applications via DLMS (by Bureau, Service, or Office)



Scan this QR Code to view
Videos and Magazines
of Major Programs




Office of the Undersecretary for Administration (OUA)


(Administrative Service (AS), Information and Communications Technology Service (ICTS), Disaster Risk Reduction and Management Service (DRRMS), Bureau of Learner Support Services (BLSS), Baguio Teachers Camp (BTC), Central Security & Safety Office (CSSO))

Department of Education, Central Office, Meralco Avenue, Pasig City
Rm 519, Mabini Bldg; Mobile: +639260320762; Tel: (+632) 86337203, (+632) 86376207
Email: usec.admin@deped.gov.ph; Facebook/Twitter @depedtayo

For questions and concerns, kindly contact Ms. Niña Rica Bernas (PNPKI) at support.pnpki@deped.gov.ph and Mr. Winifredo Valdez (DLMS) at support.usdlms@deped.gov.ph. Both personnel may be reached through email or Microsoft Teams.

For information and guidance.


ALAIN DEL B. PASCUA
Undersecretary



QUAD00-0122-00 82
To authenticate this document,
please scan the QR Code

Annex A

PNPKI Status Update as of 19 January 2022

1. Total number of DepEd field personnel who submitted their applications.

Regions	Number of Positions	Submitted via DepEd Learning Management System	% of Submitted via DepEd Learning Management System	Needs Validation	% of Needs Validation	Validated by HR Units	% of Validated by HR Units
Region I	56,013	45,898	82%	10,891	24%	35,007	76%
Region II	39,996	31,364	78%	7,627	24%	23,737	76%
Region III	100,527	40,123	40%	9,385	23%	30,738	77%
Region IV-A	116,346	99,271	85%	11,207	11%	88,064	89%
MIMAROPA	38,823	19,244	50%	311	2%	18,933	98%
Region V	76,214	59,523	78%	5,780	10%	53,743	90%
Region VI	84,252	51,437	61%	6,857	13%	44,580	87%
Region VII	80,851	72,231	89%	11,323	16%	60,908	84%
Region VIII	61,336	43,311	71%	7,038	16%	36,273	84%
Region IX	43,874	26,029	59%	3,990	15%	22,039	85%
Region X	50,252	29,933	60%	5,175	17%	24,758	83%
Region XI	50,366	37,976	75%	4,679	12%	33,297	88%
Region XII	44,786	24,467	55%	7,026	29%	17,441	71%
CARAGA	35,183	25,860	74%	2,703	10%	23,157	90%
CAR	21,102	13,735	65%	2,089	15%	11,646	85%
NCR	85,575	47,506	56%	7,373	16%	40,133	84%
BARMM	22,194	13,375	60%	3,162	24%	10,213	76%
Total	1,007,690	681,283	68%	106,616	16%	574,667	84%

Note: Since some field offices directly submitted their applications without grading them through the DLMS, there are discrepancies between the data validated via DLMS and those submitted to DICT.

It was also observed that as of 19 November 2021, **Region XII** has not provided a report regarding their submitted applications to DICT. Refer to **OUA Memo 00-0921-0303** titled *PNPKI Updates for Central and Field Offices* for the request for regional focals to raise their status report.

The DICT-PNPKI Secretariat reports a total of 284,770 applications received/processed as of 19 January 2022.

PNPKI Cluster Offices	No. of Submitted	No. of Credentials
NCR Cluster (DepEd CO and Region NCR)	1,334	835
Luzon Cluster 1 (Regions I, II and CAR)	107,312	43,551
Luzon Cluster 2 (Region III and IV-A)	88,603	85,231
Luzon Cluster 3 (MIMAROPA and Region V)	209,165	33,413
Visayas Cluster 1 (Region VI)	168,386	39,689
Visayas Cluster 2 (Regions VII and VIII)	196,502	16,466
Mindanao Cluster 1 (Regions IX and BARMM)	33,312	2,974
Mindanao Cluster 2 (Regions X and CARAGA)	120,082	32,039
Mindanao Cluster 3 (Regions XI, XII* , Lanao del Sur and Maguindanao)	39,086	30,572
Total	963,782	284,770
<i>*No report submitted from the Regional PNPKI Team.</i>		

*No report submitted from the Regional PNPKI Team.

*Some of the email notifications were unsuccessfully sent due to incorrect email addresses submitted by teachers/SDO

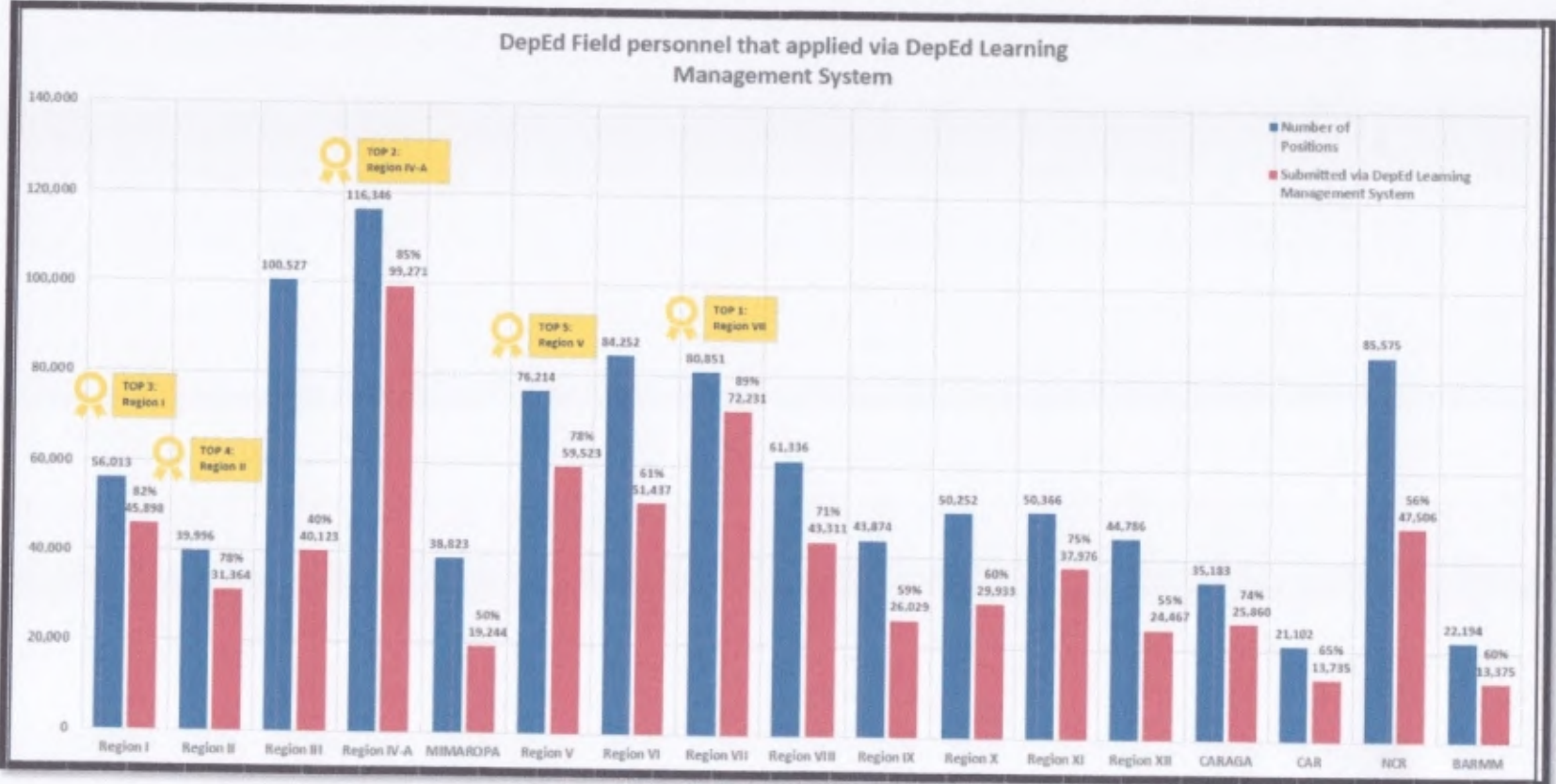
Note: The difference in the No. of Credentials Sent vs. Submitted Applications to DICT is due to incomplete/incorrect format of applications returned to specific offices.

Reminders:

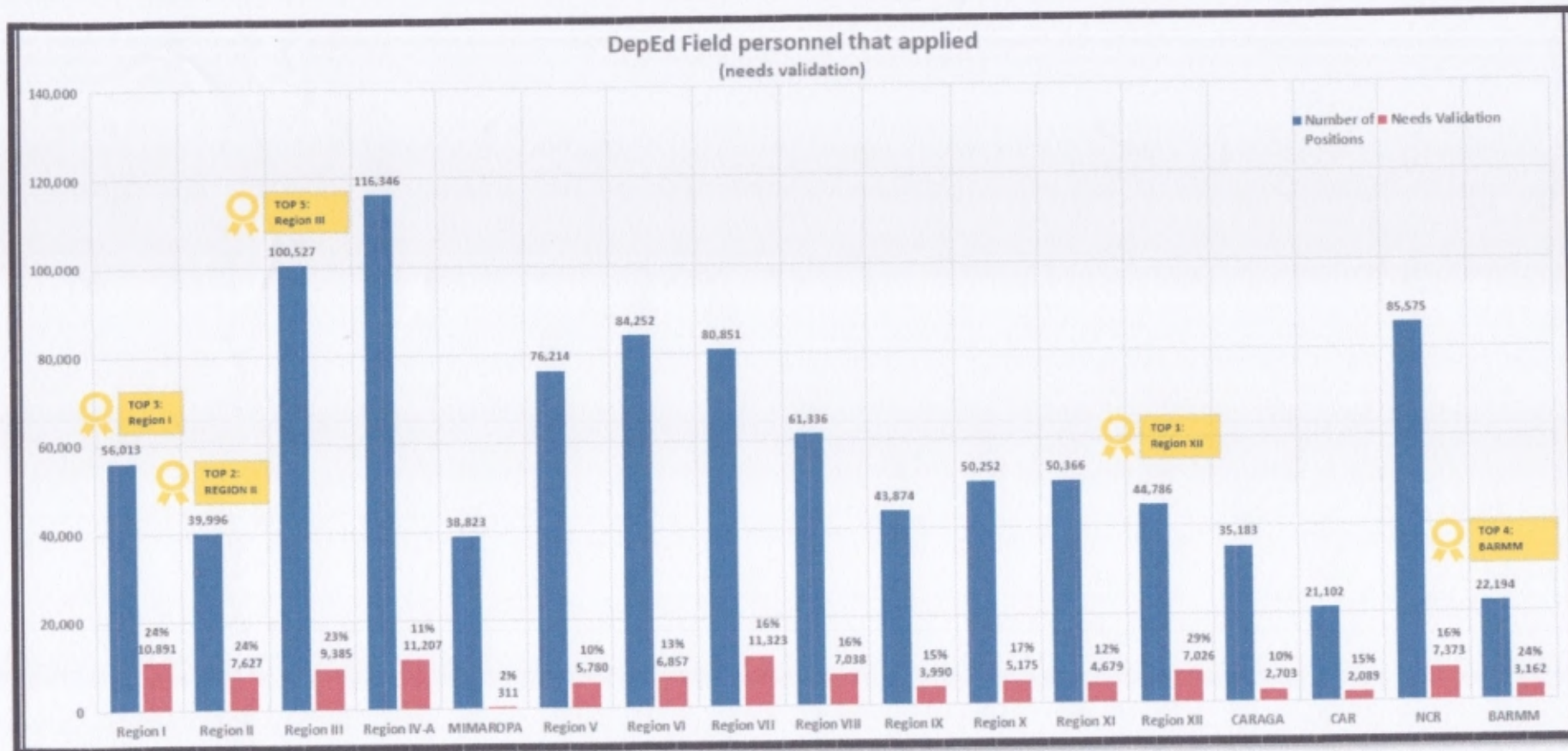
- All DepEd personnel must reflect their **DepEd Email Addresses with (@deped.gov.ph)** in applying for their PNPKI Digital Certificate.
- All DepEd employees are encouraged to **apply only via DLMS as the official platform.** Applying thru <https://govca.npki.gov.ph/ors/> will be automatically rejected by the DICT.

- Strictly follow the DICT-PNPKI Bulk Excel Official format by accessing this link: <https://bit.ly/DICT-PNPKI-Official-Format> (if you do not have one yet), and sample fill-out the PNPKI Form at <https://bit.ly/Sample-PNPKI-Form> for guidance, to fast-track the processing of submitted requirements.
- DepEd personnel who wished to serve in the upcoming elections but were not accepted are still encouraged to apply as DepEd employee applicants.
- DepEd field personnel who want to **monitor or follow up on the status of their applications** are encouraged to coordinate with the assigned personnel from their respective Region/Division for the succeeding progress of their submitted application.
- Applicants who received their PNPKI Portal Credentials may access this link: <https://bit.ly/PNPKI-Request> . This will show how to request, install and affix PNPKI Digital Certificates using Adobe Acrobat.

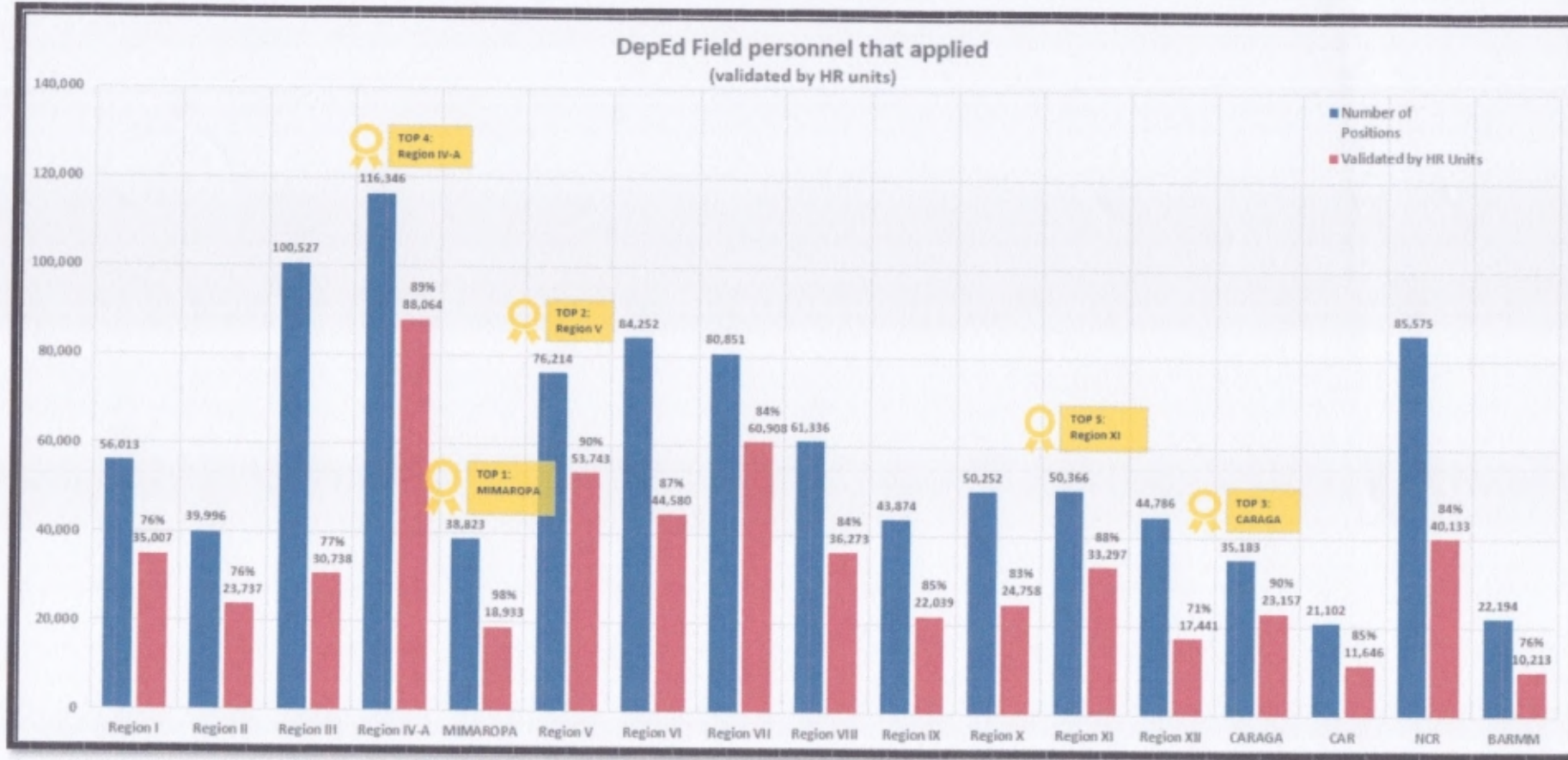
2. The table below shows the total number of DepEd field personnel who submitted their applications through the DLMS compared with the total number of positions (as of 19 January 2022 at 2:00 p.m.).



3. The table below shows the total number of applications from DepEd field personnel that need validation against the total number of positions (as of 19 January 2022 at 2:00 p.m.).



4. The table below shows the total number of applications that have been validated by HR units compared with the total number of positions (as of 19 January 2022 at 2:00 p.m.).



5. The table below shows all the SDOs ranked from highest to lowest number of submissions validated by HR units (1st - 25th).

Region	Division	Positions	Validated by HR Units	% of Validated by HR Units	Rank
Region I	Candon City	685	682	99.56%	1st
Region I	Alaminos City	1,052	1,041	98.95%	2nd
Region I	Ilocos Sur	6,290	6,199	98.55%	3rd
Region IV-A	Lipa City	2,764	2,720	98.41%	4th
Region I	Vigan City	786	770	97.96%	5th
Region IV-A	Tanauan City	1,649	1,601	97.09%	6th
Region IV-A	Calamba City	3,381	3,260	96.42%	7th
Region IV-A	Cabuyao City	1,920	1,846	96.15%	8th
Region V	Iriga City	1,250	1,169	93.52%	9th
Region II	Santiago City	1,244	1,162	93.41%	10th
Region IV-A	Rizal	15,571	14,508	93.17%	11th
CARAGA	Bayugan City	1,433	1,328	92.67%	12th
Region VII	Siquijor	1,240	1,144	92.26%	13th
Region III	Cabanatuan City	2,196	2,025	92.21%	14th
Region V	Catanduanes	4,402	4,013	91.16%	15th
Region II	Cauyan City	1,453	1,324	91.12%	16th
Region IV-A	Lucena	2,012	1,824	90.66%	17th
Region VII	Danao City	1,715	1,542	89.91%	18th
CARAGA	Dinagat Islands	1,803	1,616	89.63%	19th
Region VII	Guihulngan City	1,366	1,224	89.60%	20th
Region X	El Salvador	531	467	87.95%	21st
Region IV-A	Batangas	16,223	14,240	87.78%	22nd
Region IV-A	Laguna	10,947	9,597	87.67%	23rd
Region V	Legazpi City	1,992	1,746	87.65%	24th
Region I	Ilocos Norte	4,960	4,331	87.32%	25th

6. The table below shows another set of SDOs ranked from highest to lowest number (87.30% to 77.74%) of submissions validated by HR units (26th - 56th).

Region	Division	Positions	Validated by HR Units	% of Validated by HR Units	Rank
MIMAROPA	Oriental Mindoro	8,436	7,365	87.30%	26th
Region VI	Kabankalan City	2,205	1,920	87.07%	27th
Region VII	Bogo City	826	718	86.92%	28th
Region IV-A	Cavite	13,165	11,438	86.88%	29th
Region X	Ozamis City	1,565	1,354	86.52%	30th
Region VII	Bohol	15,165	13,104	86.41%	31st
Region VIII	Maasin City	1,052	905	86.03%	32nd
Region I	Dagupan City	1,678	1,442	85.94%	33rd
Region IV-A	Tayabas City	893	765	85.67%	34th
Region VIII	Leyte	17,864	15,259	85.42%	35th
Region II	Tuguegarao City	1,495	1,273	85.15%	36th
Region I	Urdaneta City	1,629	1,381	84.78%	37th
Region III	Balanga City	1,013	856	84.50%	38th
Region III	Tarlac City	2,618	2,209	84.38%	39th
Region VII	Bais City	1,113	938	84.28%	40th
Region XI	Panabo City	1,877	1,568	83.54%	41st
Region VII	City of Naga	1,250	1,042	83.36%	42nd
CARAGA	Tandag City	740	611	82.57%	43rd
CARAGA	Surigao Del Sur	6,330	5,200	82.15%	44th
Region IX	Isabela City	1,630	1,334	81.84%	45th
Region I	Laoag City	1,207	982	81.36%	46th
Region III	Bulacan	17,981	14,581	81.09%	47th
Region VI	Aklan	6506	5267	80.96%	48th
Region V	Albay	11067	8900	80.42%	49th
Region VII	Lapu-lapu City	3,692	2,917	79.01%	50th
Region V	Masbate	11871	9338	78.66%	51st
Region XI	Mati City	1,956	1,538	78.63%	52nd
NCR	Pasay City	2,737	2,148	78.48%	53rd
Region VII	Negros Oriental	9,321	7,263	77.92%	54th
Region XI	Tagum City	2,421	1,884	77.82%	55th
Region VII	Cebu City	7,125	5,539	77.74%	56th

7. The table below shows another set of SDOs ranked from highest to lowest number (77.73% to 69.43%) of submissions validated by HR units (57th – 84th).

Region	Division	Positions	Validated by HR Units	% of Validated by HR Units	Rank
Region V	Camarines Sur	20750	16128	77.73%	57th
Region XI	Davao de Oro	8,219	6,386	77.70%	58th
Region VII	Mandaue City	2,630	2,033	77.30%	59th
Region IX	Pagadian City	2,061	1,590	77.15%	60th
CARAGA	Agusan Del Norte Division	3,708	2,842	76.65%	61st
Region I	Pangasinan I	14,912	11,344	76.07%	62nd
CARAGA	Butuan City	3,975	3,021	76.00%	63rd
Region VIII	Samar	8,304	6,248	75.24%	64th
Region XI	Digos City	1,695	1,273	75.10%	65th
Region VII	Tanjay City	1,657	1,238	74.71%	66th
Region VII	Toledo City	2,122	1,576	74.27%	67th
Region X	Misamis Occidental	3,956	2,936	74.22%	68th
Region VIII	Ormoc City	2,398	1,771	73.85%	69th
Region V	Masbate City	1374	1004	73.07%	70th
Region III	Angeles City	3,363	2,454	72.97%	71st
Region I	San Fernando City	982	714	72.71%	72nd
Region X	Lanao del Norte	6,027	4,375	72.59%	73rd
Region XII	Kidapawan City	1,740	1,262	72.53%	74th
Region VIII	Tacloban City	2,514	1,823	72.51%	75th
Region VII	Talisay City	1,982	1,427	72.00%	76th
Region XI	Igacos	1,301	930	71.48%	77th
NCR	San Juan City	579	412	71.16%	78th
Region III	San Fernando City	2,585	0	70.79%	79th
Region X	Gingoog City	1,735	1,226	70.66%	80th
Region V	Camarines Norte	6962	4916	70.61%	81st
Region IV-A	Quezon	19,022	13,331	70.08%	82nd
CARAGA	Cabadbaran City	794	553	69.65%	83rd
CAR	Mt. Province	2,771	1,924	69.43%	84th

8. The table below shows another set of SDOs ranked from highest to lowest number (69.14% to 60.17%) of submissions validated by HR units (85th – 112th).

Region	Division	Positions	Validated by HR Units	% of Validated by HR Units	Rank
Region II	Isabela	13,270	9,175	69.14%	85th
Region X	Iligan City	3,579	2,464	68.85%	86th
Region VI	Antique	7377	5045	68.39%	87th
Region IV-A	Bacoor City	2,821	1,922	68.13%	88th
Region IV-A	Cavite City	1,033	703	68.05%	89th
Region XI	Davao Occidental	3,663	2,488	67.92%	90th
CAR	Benguet City	4,655	3,160	67.88%	91st
Region II	City of Ilagan	1,743	1,182	67.81%	92nd
Region V	Tabaco City	1848	1247	67.48%	93rd
NCR	Paranaque City	3,860	2,597	67.28%	94th
Region IX	Zamboanga Sibugay	7,739	5,206	67.27%	95th
Region I	La Union	7,031	4,725	67.20%	96th
Region III	Aurora	2,861	1,913	66.86%	97th
CARAGA	Bislig City	1,221	814	66.67%	98th
Region VII	Cebu Province	24,689	16,248	65.81%	99th
Region IV-A	Antipolo City	5,946	3,906	65.69%	100th
CAR	Abra	3,136	2,035	64.89%	101st
Region V	Ligao City	1563	1010	64.62%	102nd
NCR	Caloocan City	10,057	6,485	64.48%	103rd
Region X	Malaybalay City	2,234	1,431	64.06%	104th
Region XI	Davao City	13,584	8,687	63.95%	105th
NCR	Muntinlupa City	2,968	1,896	63.88%	106th
MIMAROPA	Puerto Princesa City	2830	1799	63.57%	107th
NCR	Pasig	5,257	3,293	62.64%	108th
Region VI	Iloilo	21,889	13,663	62.42%	109th
Region IV-A	Imus City	2,549	1,568	61.51%	110th
Region VIII	Eastern Samar	6,134	3,702	60.35%	111th
CAR	Apayao	1,858	1,118	60.17%	112th

9. The table below shows another set of SDOs ranked from highest to lowest number (59.86% down to 50.59%) of submissions validated by HR units (113th – 141st).

Region	Division	Positions	Validated by HR Units	% of Validated by HR Units	Rank
NCR	Malabon City	2,912	1,743	59.86%	113th
Region VII	Dumaguete City	1,049	625	59.58%	114th
Region I	San Carlos City	2,203	1,308	59.37%	115th
Region IV-A	Gen Trias City	2,135	1,265	59.25%	116th
CAR	Tabuk City	1,514	896	59.18%	117th
Region VI	Passi City	1,035	608	58.74%	118th
Region II	Batanes	625	364	58.24%	119th
Region X	Tangub City	955	555	58.12%	120th
Region VI	Capiz	7718	4448	57.63%	121st
Region VII	Tagbilaran City	1,011	579	57.27%	122nd
Region VIII	Southern Leyte	4,475	2,542	56.80%	123rd
Region XI	Davao del Sur	5,114	2,892	56.55%	124th
CARAGA	Surigao Del Norte	3,318	1,865	56.21%	125th
Region V	Naga City	2074	1162	56.03%	126th
Region XI	Davao del Norte	5,138	2,871	55.88%	127th
CARAGA	Surigao City	1,620	904	55.80%	128th
Region VIII	Calbayog City	2,559	1,425	55.69%	129th
Region XII	Sultan Kudarat	7,094	3,948	55.65%	130th
Region VII	Bayawan City	1,875	1,021	54.45%	131st
Region VIII	Borongan City	1,019	546	53.58%	132nd
NCR	Navotas City	1,915	1,022	53.37%	133rd
Region VI	Escalante City	1,100	587	53.36%	134th
Region X	Oroquieta City	1,053	555	52.71%	135th
Region XII	Cotabato	12,557	6,610	52.64%	136th
CARAGA	Siargao Islands	1,906	1,000	52.47%	137th
NCR	Valenzuela City	4,910	2,550	51.93%	138th
Region IX	Zamboanga del Norte	10,653	5,475	51.39%	139th
Region IX	Zamboanga City	8,366	4,264	50.97%	140th
Region II	Cagayan	12,177	6,160	50.59%	141st

10. The table below shows another set of SDOs ranked from highest to lowest number (50.54% down to 34.20%) of submissions validated by HR units (142nd – 169th).

Region	Division	Positions	Validated by HR Units	% of Validated by HR Units	Rank
Region XI	Davao Oriental	5,277	2,667	50.54%	142nd
Region III	Malolos City	1,967	985	50.08%	143rd
Region XII	Tacurong City	995	493	49.55%	144th
NCR	Taguig and Pateros	5,489	2,713	49.43%	145th
MIMAROPA	Palawan	12,057	5,885	48.81%	146th
Region VII	Carcar City	1,376	670	48.69%	147th
Region II	Quirino	2,604	1,255	48.20%	148th
Region III	Meycauayan City	1,257	598	47.57%	149th
Region VIII	Baybay City	1,403	632	45.05%	150th
Region VI	Guimaras	2,085	929	44.56%	151st
Region VI	Negros Occidental	13,697	6,083	44.41%	152nd
Region VI	Silay City	1,334	581	43.55%	153rd
NCR	Quezon City	17,150	7,462	43.51%	154th
Region III	Bataan	6,205	2,640	42.55%	155th
Region X	Misamis Oriental	8,454	3,576	42.30%	156th
Region VI	San Carlos City	1,466	614	41.88%	157th
Region IX	Dipolog City	1,539	639	41.52%	158th
Region XII	Sarangani	6,877	2,783	40.47%	159th
CARAGA	Agusan Del Sur	8,207	3,318	40.43%	160th
CAR	Kalinga	1,786	710	39.75%	161st
Region IV-A	Batangas City	2,759	1,085	39.33%	162nd
Region VIII	Biliran	2,626	997	37.97%	163rd
NCR	Mandaluyong City	2,471	930	37.64%	164th
CAR	Ifugao	2,691	1,001	37.20%	165th
Region VI	Iloilo City	3,304	1,176	35.59%	166th
Region II	Nueva Vizcaya	5,245	1,821	34.72%	167th
Region X	Bukidnon	11,413	3,932	34.45%	168th
Region V	Sorsogon	8813	3014	34.20%	169th

11. The table below shows another set of SDOs ranked from highest to lowest number (33.48% down to 11.19%) of submissions validated by HR units (170th – 197th).

Region	Division	Positions	Validated by HR Units	% of Validated by HR Units	Rank
NCR	Makati City	3,527	1,181	33.48%	170th
Region VI	La Carlota City	940	306	32.55%	171st
Region IV-A	Binan City	2,381	771	32.38%	172nd
Region VI	Roxas City	1,474	471	31.95%	173rd
MIMAROPA	Occidental Mindoro	6,222	1,947	31.29%	174th
Region VI	Himamaylan City	1,273	387	30.40%	175th
CAR	Baguio City	2,578	780	30.26%	176th
Region IX	Zamboanga del Sur	10,683	3,201	29.96%	177th
Region VI	Bacolod City	4265	1258	29.50%	178th
Region IX	Dapitan City	1,077	302	28.04%	179th
NCR	Manila City	14,270	3,927	27.52%	180th
Region VI	Sipalay City	1,085	298	27.47%	181st
Region VI	Bago City	1771	469	26.48%	182nd
MIMAROPA	Romblon	4430	1170	26.41%	183rd
NCR	Las Pinas City	4,081	1,052	25.78%	184th
Region XII	Koronadal City	1,773	456	25.72%	185th
Region IV-A	Dasmariñas City	4,509	1,152	25.55%	186th
Region VIII	Catbalogan City	1,415	361	25.51%	187th
Region VI	Sagay City	1,786	440	24.64%	188th
Region XII	South Cotabato	8,094	1,889	23.34%	189th
Region X	Cagayan de Oro City	5,349	1,236	23.11%	190th
Region IV-A	Sta Rosa City	2,209	496	22.45%	191st
NCR	Marikina City	3,229	722	22.36%	192nd
Region X	Camiguin	1,283	286	22.29%	193rd
MIMAROPA	Calapan City	1,524	332	21.78%	194th
Region X	Valencia City	1,982	365	18.42%	195th
Region III	San Jose Del Monte City	4,342	564	12.99%	196th
MIMAROPA	Marinduque	3,209	359	11.19%	197th

12. The table below shows SDOs with and without the percentage validated by HR units (198th – 224th).

Region	Division	Positions	Validated by HR Units	% of Validated by HR Units	Rank
Region I	Batac City	550	48	8.73%	198th
Region III	Gapan City	1,281	34	2.65%	199th
Region VIII	Northern Samar	9,440	60	0.64%	200th
Region III	Pampanga	14,483	49	0.34%	201st
Region VI	Cadiz City	1801	5	0.28%	202nd
Region V	Sorsogon City	2102	1	0.05%	203rd
Region I	Pangasinan II	11,922	5	0.04%	204th
Region III	Mabalacat City	2,049	0	0.00%	205th
Region III	Munoz Science City	960	0	0.00%	206th
Region III	Nueva Ecija	14,720	0	0.00%	207th
Region III	Olongapo City	2,151	0	0.00%	208th
Region III	San Jose City	1,298	0	0.00%	209th
Region III	Tarlac Province	10,691	0	0.00%	210th
Region III	Zambales	6,353	0	0.00%	211th
Region IV-A	San Pablo City	2,335	0	0.00%	212th
Region XII	General Santos	5,533	-	0.00%	213th
BARMM	Lanao Del Sur	0	1,837	0.00%	214th
BARMM	Lanao Del Sur II	0	815	0.00%	215th
BARMM	Marawi City	0	747	0.00%	216th
BARMM	Maguindanao I	0	1,636	0.00%	217th
BARMM	Maguindanao II	0	2,348	0.00%	218th
BARMM	Cotabato City	0	814	0.00%	219th
BARMM	Basilan Division	0	1,480	0.00%	220th
BARMM	Lamitan City	0	491	0.00%	221st
BARMM	Sulu	0	44	0.00%	222nd
BARMM	Tawi - Tawi	0	0	0.00%	223rd
BARMM	SGA	0	0	0.00%	224th

13. The table below shows the breakdown of Central Office applications submitted to DICT. There was a total of 691 submissions as of 19 January 2022.

Batch 2 to 4: Applications forwarded to DICT

Bureau/Service/Office	Applications Forwarded to DICT	No. of Personnel
Office of the Secretary	13	339
Office of the Undersecretary and Chief of Staff		
Public Affairs Service (PAS)		71
Office of the Director (PAS-OD)	3	
Communications Division (PAS-CD)	13	
Publications Division (PAS-PD)	7	
Internal Audit Service (IAS)		17
Office of the Director (IAS-OD)	6	
Management Audit Division (IAS-MAD)	5	
Operations Audit Division (IAS-OAD)	6	
International Cooperation Office (ICO)	0	9
National Educators' Academy of the Philippines (NEAP)		67
Office of the Director (NEAP-OD)	12	
Professional Development Division (NEAP-PDD)	22	
Quality Assurance Division (NEAP-QAD)	5	
Curriculum and Instruction		
Office of the Undersecretary of Curriculum and Instruction	0	
Office of the Assistant Secretary of Curriculum and Instruction	1	
Bureau of Curriculum Development (BCD)		71
Office of the Director (BCD-OD)	2	
Curriculum Standards Development Division (BCD-CSDD)	0	
Special Curricular Programs Division (BCD-SCPD)	0	

Bureau of Learning Delivery (BLD)		99
Office of the Director (BLD-OD)	4	
Teaching and Learning Division(BLD-TLD)	15	
Student Inclusion Division (BLD-SID)	20	
Bureau of Education Assessment (BEA)		42
Office of the Director (BEA-OD)	6	
Education Assessment Division (BEA-EAD)	2	
Education Research Division (BEA-ERD)	7	
Bureau of Learning Resources (BLR)		93
Bureau of Learning - Cebu	20	
Office of the Director (BLR-OD)	7	
Learning Resources Production Division (BLR-LRPD)	19	
Learning Resources Quality Assurance Division (BLR-LRQAD)	15	
Teacher Education Council Secretariat (TECS)	2	7
Literacy Coordinating Council Secretariat (LCCS)	5	11
Indigenous Peoples Education Office (IPsEO)	1	
Planning Service		
Undersecretary of Planning and Bureau of Human Resources and Organizational Development	10	
Planning Service (PS)		66
Office of the Director (PS-OD)	4	
Educational Management Information System Division (PS-EMISD)	15	
Planning and Programming Division (PS-PPD)	5	
Policy Research and Development Division (PS-PRDD)	10	
Bureau of Human Resource and Organizational Development		
Bureau of Human Resource and Organizational Development (BHROD)		95
Office of the Director (BHROD-OD)	0	
Employee Welfare Division (BHROD-EWD)	3	

Human Resource Development Division (BHROD-HRDD)	5	
Organization Effectiveness Division (BHROD-OED)	1	
Personnel Division (BHROD-PD)	3	
School Effectiveness Division (BHROD-SED)	0	
Alternative Learning System (ALS) Program and Task Force		
Assistant Secretary of Alternative Learning System (ALS) Program and Task Force		
Office of the Director (ALS-OD)	8	
Finance		
Office of the Undersecretary for Finance Service	15	
Office of the Assistant Secretary for Finance Service	7	
Finance Service (FS)		144
Office of the Director (FS-OD)	2	
Accounting Division (FS-AD)	70	
Budget Division (FS-BD)	24	
Employee Accounts Management Division (FS-EAMD)	0	
Education Programs Delivery Unit (EPDU)	0	
Administration		
Office of the Undersecretary for Administration	1	
Administrative Service (AS)		527
Office of the Director (AS-OD)	1	
Asset Management Division (AS-AMD)	1	
Cash Division (AS-CD)	1	
Education Facilities Division (AS-EFD)	43	
General Services Division (AS-GSD)	0	
Records Division (AS-RD)	18	

Information and Communications Technology Service (ICTS)		92
Office of the Director (ICTS-OD)	9	
Solutions Development Division (ICTS-SDD)	13	
Technology Infrastructure Division (ICTS-TID)	14	
User Support Division (ICTS-USD)	17	
Bureau of Learner Support Services (BLSS)		73
Office of the Director (BLSS-OD)	6	
School Health Division (BLSS-SHD)	17	
School Sports Division (BLSS-SSD)	7	
Youth Formation Division (BLSS-YFD)	14	
Disaster Risk Reduction and Management Service (DRRMS)	29	36
Baguio Teachers Camp (BTC)	0	
Central Security and Safety Office (CSSO)	4	
Procurement and Administration		
Office of the Assistant Secretary for the Procurement and Administration (OASPA)	21	
Procurement Management Service (ProcMS)		70
Office of the Director (ProcMS-OD)	10	
Contract Management Division (ProcMS-CMD)	1	
Procurement Planning and Management Division (ProcMS-PPMD)	0	
Bids and Awards Committee Secretariat Division (ProcMS-BACSD)	2	
Legal Affairs		
Office of the Undersecretary for Legal Affairs	3	
Office of the Assistant Secretary for Legal Affairs	0	
Legal Service (LS)		43
Office of the Director (LS-OD)	2	
Investigation Division (LS-ID)	8	
Legal Division (LS-LD)	8	

Sites Titling Office (STO)	1	
Legislative Affairs		
Office of the Undersecretary for Legislative Affairs		
Legislative Liaison Office (LLO)	0	
External Partnerships Service (EPS)	8	27
Project Management Service (PMS)		48
Office of the Director (PMS-OD)	4	
Project Development Division (PMS-PDD)	14	
Project Management Division (PMS-PMD)	13	
Field Operations, Palarong Pambansa Secretariat, DEACO		
Undersecretary for Field Operations, Palarong Pambansa Secretariat, DEACO	1	
Field Operations and National Academy of Sports		
Assistant Secretary for Field Operations and National Academy of Sports	0	
TOTAL	691	2047

* It was also observed that as of 06 September 2021, **BCD and ICO** have not yet provided the assigned PNPKI Focal Person. Refer to **OUA Memo 00-0921-0067** titled *Registration for PNPKI Digital Certificate through the Learning Management System for Central Office Personnel* for the request for the assignment of a focal person to ensure that all personnel within their Bureau/Service/Office/Unit are informed and oriented to apply.

***This is to reiterate the assigned PNPKI Focal Person must regularly check both their email and Teams** for the list of employees from their jurisdiction that need to comply. This is provided by support.pnpki@deped.gov.ph . Moreover, they are also encouraged to respond in the same email thread (if email is the chosen platform).

14. The table below shows the updated breakdown of Central Office applications as of January 19, 2022.

No. of Batches	Total	Status
Batch 2, 3, and 4	1,298	Credentials Sent
Batch 2, 3, and 4	35	For processing (total no. of recently complied and no response)
Batch 5	7	Ongoing

*DepEd CO employees who received an email from support.pnpki@deped.gov.ph regarding completion of the necessary requirements for the PNPKI Application Forms (common issues e.g. passport sized pictures, clear e-signatures) are encouraged to **revise their forms as soon as possible to fast track their applications and avoid the unnecessary delay on previous batches.**



18 January 2022

ALAIN DEL B. PASCUA
Undersecretary for Administration
Department of Education
DepEd Complex, Pasig City

Dear **Undersecretary Pascua**:

Greetings from the Department of Information and Communications Technology (DICT)!

This has reference to the update and monitoring of the implementation of PNPKI (Philippine National Public Key Infrastructure) digital certificate for use of the Electoral Boards in the National and Local Election (NLE) 2022.

The DICT is glad to inform you that we have approved two hundred eighty-four thousand seven hundred seventy (284,770) DepEd applicants to become PNPKI subscribers as of this writing. They were notified via email along with their credentials in order to access the PNPKI Self-Service Portal, where they need to request for and download their digital certificate. However, our system just monitored only eighty-nine thousand seventy-five (89,075) DepEd subscribers that requested for their digital certificates. Based on our experiences, some subscribers face minor issues while they are accessing their accounts such as corrections on subscriber's personal information and password changes and/or recovery, to name a few. The DICT however can resolve such issues with the aid of our PNPKI Support Teams. The problem may occur when we start receiving bulk support request in short notice of time before the NLE 2022. PNPKI Support Teams might get overwhelmed and may not be able to provide assistance on time or before the election where they need to request for and download their digital certificates.

In order to prevent such predicaments and to properly implement this endeavor, we hereby respectfully seek the assistance of the Department of Education in reminding these DepEd personnel PNPKI applicants to:

- (1) Always check their email inbox (including their spam folder) for the PNPKI email notification. Please refer to the email accounts that were used in their PNPKI application.
- (2) Once the email notification is received, use the log-in credentials to access the PNPKI Self-Service Portal and request the digital certificate (p12 file). Please refer to this link for the complete manual: <https://dict.gov.ph/wp-content/uploads/2021/11/How-to-request-and-download-your-PNPKI-certificates-1.pdf>
- (3) After downloading the p12 file, ensure to keep this file in a secure location.

Should you have questions and concerns, you may contact **Dir. Jose Carlos P. Reyes** and/or **Engr. Ariel V. Rodriguez** of the Cybersecurity Bureau - Digital Certificate Division through their email address at josecarlos.reyes@dict.gov.ph and ariel.rodriguez@dict.gov.ph, respectively.

Thank you very much.

Very truly yours,

ATTY. KRISTOFFER L. TIANSAY
Assistant Secretary for Cybersecurity

Copy furnished:

Secretary LEONOR M. BRIONES
Department of Education

Commissioner MARLON S. CASQUEJO
Steering Committee Chairperson, Commission on Elections